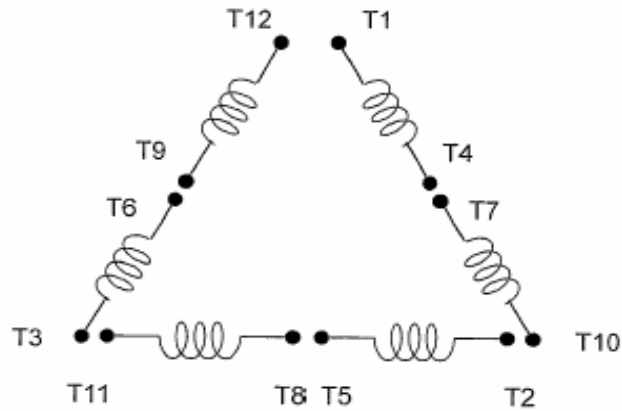


DATE:
June 1, 2011

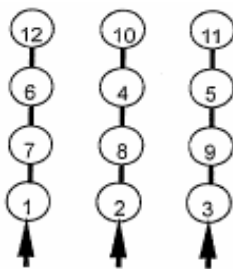
CONNECTION DIAGRAM

CATALOG NO.:
NP1006R

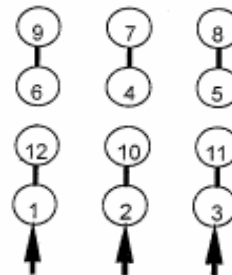


SCHEMATIC - Δ / Y CONNECTION

ACROSS THE LINE CONNECTION



LINE
230 VOLT CONNECTION



LINE
460 VOLT CONNECTION